

hhu.



Digital on Campus

Orientation Tutorial

01.10.2024

Wi-Fi

E-Mail

Digital on
Campus

Studierendenportal, Ilias, HIS-LSF,
DigStu

VPN

Other important services

Office365, Sciebo, WebEx

hhu.



Wi-Fi at HHU

Access to the network

01.10.2024

HHU-Gast

- Two usable Wi-Fi networks
 - HHU-Gast
 - eduroam
- HHU-Gast is unencrypted!
 - Login with the university identifier and password



<https://t.ly/h7Olf>

Eduroam

- Encrypted network
- Can be used worldwide (at other universities)

- Initial login differs depending on the operating system
- The university identifier and password are always used for login

A Guide on how to install and use all digital services is on the HHU Wiki of the ZIM

<https://lmy.de/clCMi>

- Click on “Information for users“ and use the dashboard to search for “Wi-Fi“
- Choose the service fit for your system
- <https://wiki.hhu.de/display/ZIM/WLAN>





VPN-Client

Resources for Scientific Research

01.10.2024

VPN

- Allows access to the university network from outside the HHU network
 - Online literature from the ULB
 - Software portals
 - ...
- Use free of charge

- Important websites:
 - <https://www.zim.hhu.de/en/servicekatalog/networks/vpn>
 - <https://wiki.hhu.de/display/OPENVPN/VPN> (only in German)

A Guide on how to install and use all digital services is on the HHU Wiki of the ZIM

<https://lmy.de/clCMi>

- Click on “Information for Users“ and use the dashboard to search for “VPN“
- Choose the service fit for your system
- <https://wiki.hhu.de/display/OPENVPN/VPN>
<https://www.zim.hhu.de/servicekatalog/netze/vpn>



hhu.



E-Mail

Communication at University

01.10.2024

E-Mail Address

- Every HHU student has an university e-mail address
 - student-ID@hhu.de/@uni-duesseldorf.de
 - first name.last name@hhu.de/@uni-duesseldorf.de
- You are obligated to use this e-mail address
- Any information sent to your university e-mail address is considered received!

- Therefore: Check your e-mail inbox regularly!

A Guide on how to install and use all digital services is on the HHU Wiki of the ZIM

<https://lmy.de/clCMi>

- Click on “Information for Users“ and use the dashboard to search for “E-Mail“
- Choose the service fit for your system
- <https://lmy.de/NeTGP>



Retrieve E-Mails

- 1st option: Roundcube
 - E-mail inbox in the browser
 - Login with **UniversityID@uni-duesseldorf.de** and your university password
 - <https://roundcube.hhu.de/>
- 2nd option: Integrate HHU e-mail in other mail apps/programs
 - Setup differs depending on the operating system
 - Integration could be faulty in rare cases; it is advised to check roundcube regularly



<https://t.ly/7-DGf> (only in German)

hhu.



ZIM

Contact point for technical facilities at HHU

01.10.2024

ZIM Website

- We have access to free or discounted software licences
 - Microsoft Office
 - Citavi
 - ...
- You can find instructions via the software portal

- Important website:
<https://www.zim.hhu.de/en/service-catalogue/software/software-portal>

<https://lmy.de/qpMes>





Important Websites

01.10.2024


- ZIM-Wiki
 - Instructions, explanations, general information
 - <https://wiki.hhu.de/>
- DigStu (Digital Study Organization)
 - <https://digstu.hhu.de/>
 - Re-registration, study certificates, Certificates for German study financing (BAföG), etc.
- „Studierendenportal“ (student portal)
 - <https://studierende.hhu.de/>
 - Exam registrations, exam results, transcript of records
- HIS-LSF
 - <https://lsf.hhu.de/>
 - Timetable and course registration

DigStu: Payments, Study Certificates, HHU-Card, Feedback

Digital study organization of the Heinrich Heine University Düsseldorf (DigStu)

All important information about starting your studies!


My studies


 Here you will find all notifications and certificates, as well as information about your re-registration status, due semester fees or posted payments.

Links for students


Feedback/Payments	Event directory
Notices and certificates	Register for exams, download performance overviews

My messages

 There are currently no reports available.

 My communication channels

Applications


 Here you can apply for a leave of absence, exmatriculation or changes to personal data.

Forms

Lost / not received HHU card?
You have lost your HHU card or never received it? You can order a replacement card here.

Would you like to re-register as a second student?
Here you have the option of uploading the enrollment certificate from your first university for the next semester. As a second student for individual courses ("small second student"), please also upload the completed repeat application.

Application/Change of subject

 Here you can apply directly for the course of study of your choice.

■ ILIAS

- <https://ilias.hhu.de/>
- E-Learning, lecture notes, etc.

■ Faculty Homepage:

- <https://www.wiwi.hhu.de/en/>
- The latest information from the faculty, information on departments/modules/..., examination regulations, etc.

ILIAS: Elearning

- All content of a module (Slides, Online-Tests, Mailbox...)
- Devided by Classes

The screenshot displays the ILIAS dashboard interface. On the left is a dark sidebar with navigation icons for Dashboard, magazine, Personal workspace, Learning successes, communication, and a link to Digital Teaching & Learning. The main content area is titled 'Dashboard' and lists several course entries under 'Favorites' for the '2024 Summer Semester'. Each entry includes a course title, lecturer information, and a registration status of 'No registration possible'. The courses listed are:

- AI for everyone: Introduction to Artificial Intelligence (Summer semester 2024)
- BV01 Fundamentals of Economics I (Microeconomics) - Course 1: Markets and Prices (Lecture)
- BV01/BV04/BV07/BV09 - Course 2: Markets and Prices (Exercise)
- BV02 Fundamentals of Economics II - Course 1: Income, employment and price level (German)

On the right side of the dashboard, there are widgets for 'To do' (showing no tasks), 'calendar' (displaying a calendar for September 2024), 'news' (showing no news), and 'Email'.